

possible  
made here.

# JOB DEMAND REPORT

## APRIL 2023

### HIGHLIGHTS

JOB POSTINGS BY THE NUMBERS				# OF DAYS POSTED	
POSTING COUNT	NEW POSTINGS	COMPANIES	JOB BOARDS	AVERAGE	MEDIAN
5,743	3,037	1,949	32	23.5	21

### REPORT BUILDER

The default filter selection below will show all job demand data for the month. You can use the filters to create a customized report for the purpose of understanding a subset of the data.

#### OCCUPATION FILTERS

SKILL TYPE NAME	▼
2 DIGIT NOC NAME	▼
3 DIGIT NOC NAME	▼
4 DIGIT NOC NAME	▼
SKILL LEVEL	▼
JOB TYPE	▼
JOB DURATION	▼
JOB LANGUAGES	▼
JOB_TAGS	▼

#### OTHER FILTERS

MUNICIPALITY	▼
COUNTY	▼
JOB BOARD	▼

NOC = National Occupation Classification | NAICS = North American Industry Classification System

Page 1 of 13

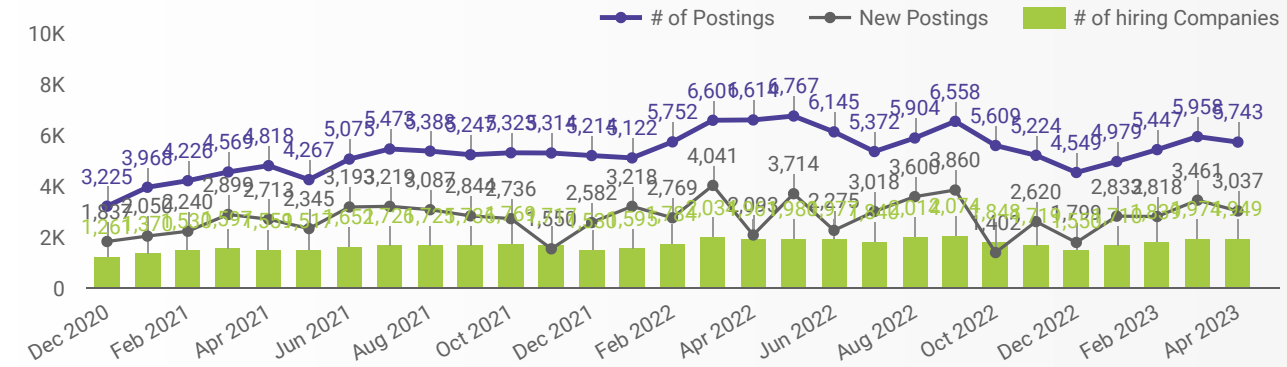
**Source:**

Job posting data collected by the Possible Made Here website from job boards and employer websites who recruit candidates in Kingston, Frontenac County, and portions of the County of Lennox and Addington as well as United Counties of Leeds and Grenville.



## JOB POSTINGS BY MONTH

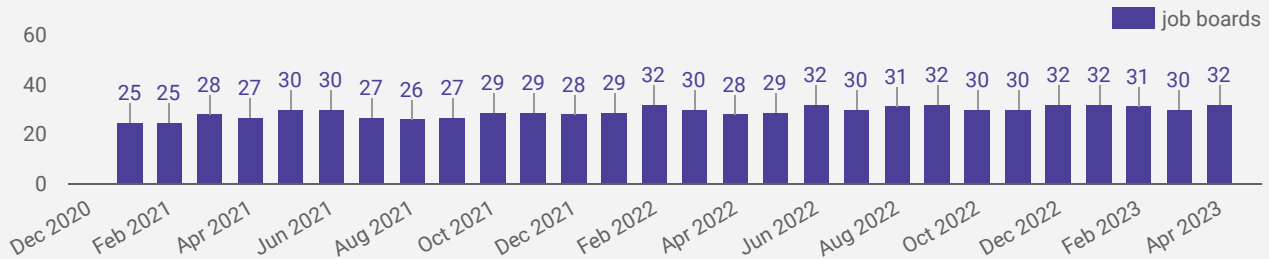
How many job postings were active for at least 1 day this month?



NOTE: This graph cannot be filtered using the controls on the cover page

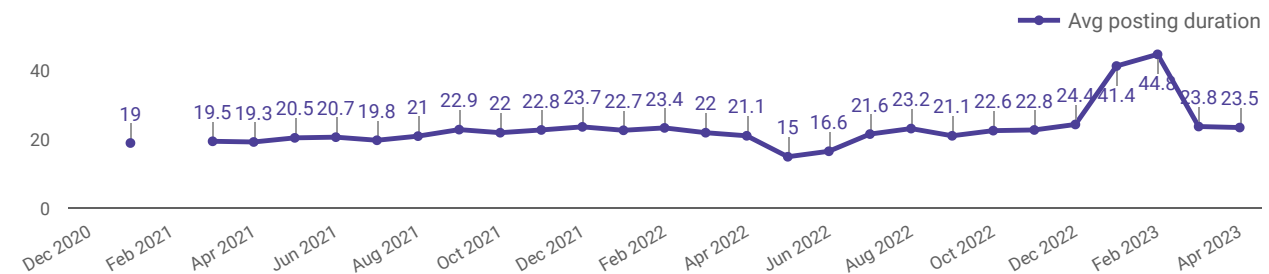
## NUMBER OF ACTIVE JOB BOARDS

How many job postings were active for at least 1 day this month on these job boards?



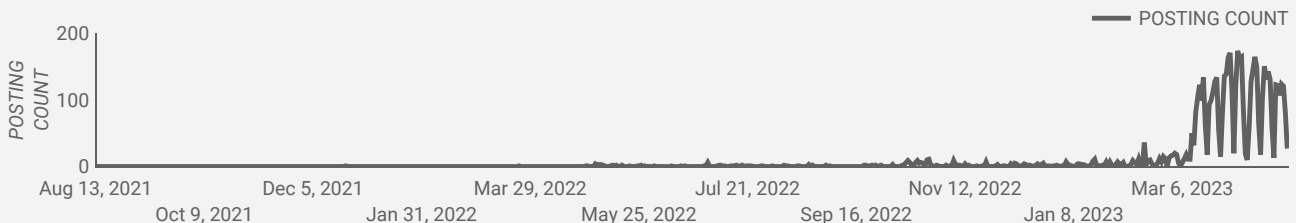
## AVG & MEDIAN POSTING LENGTH BY DAYS

How long are employers having to recruit for to find candidates to fill their job vacancies?



## POST DATE TIMELINE FOR THIS MONTH'S ACTIVE JOB POSTINGS

How many job postings were active for at least 1 day this month?



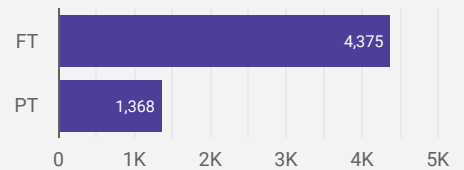
## JOB POSTINGS BY MUNICIPALITY

How many job postings were active for at least 1 day this month?

	MUNICIPALITY	POSTING COUNT	AVG POSTING LENGTH IN DAYS	MEDIAN POSTING LENGTH IN DAYS
1.	City of Kingston	4,799	23.6	21
2.	Greater Napanee	398	24.9	21
3.	Town of Gananoque	277	20.6	21
4.	Loyalist Township	118	25.2	21
5.	Township of South Frontenac	59	18.1	21
6.	Township of Leeds and the Thousand Islands	36	19.7	21
7.	Township of Rideau Lakes	26	20.3	21
8.	Township of Central Frontenac	11	58.0	21
9.	Town of Westport	9	15.8	17
10.	Township of Front of Yonge	7	19.2	14
11.	Township of Frontenac Islands	2	21.0	21
12.	Township of North Frontenac	1		
	<b>Grand total</b>	<b>5,743</b>	<b>23.5</b>	<b>21</b>

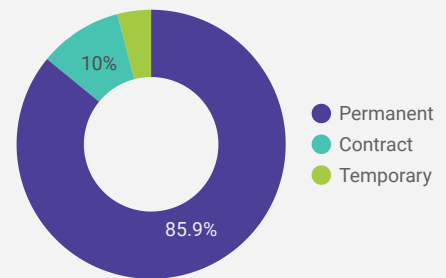
## JOB TYPE

Full-time vs Part-time



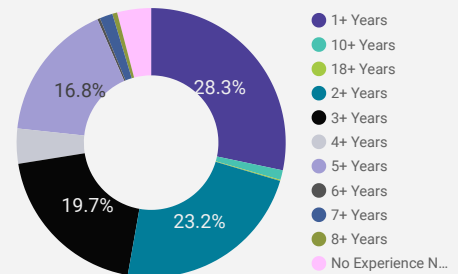
## JOB DURATION

Permanency of jobs posted



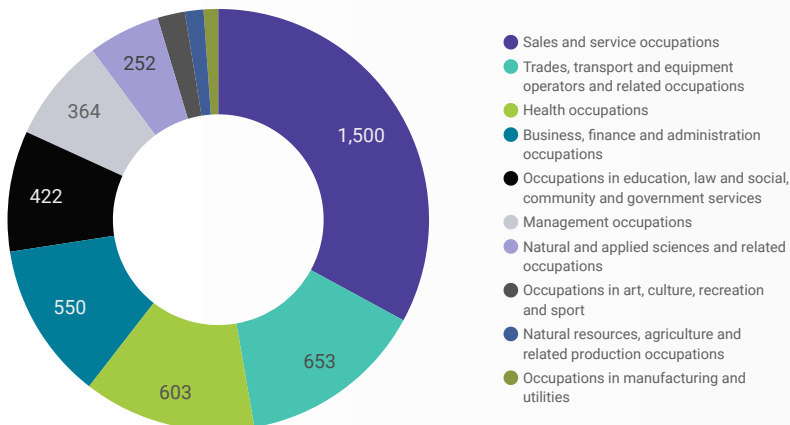
## JOB EXPERIENCE

Job Postings by Experience Level Required



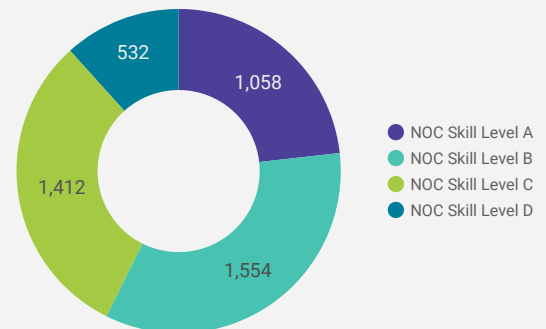
## JOB POSTINGS BY JOB CATEGORY

What broad occupational category is being recruited?



## JOB POSTINGS BY SKILL LEVEL

What education do occupations typically require?



Skill Level A = Usually University education | Skill Level B = Usually College education or Apprenticeship training | Skill Level C = Usually Secondary education or occupation-specific training | Skill Level D = Usually on-the-job training

## TOP HIRING EMPLOYERS & AGENCIES

*Who is hiring?*

	COMPANY	COMMUNITY	POSTINGS COUNT	AVG POSTING LENGTH IN DAYS	MEDIAN POSTING LENGTH IN DAYS
1.	Kingston Health Sciences Centre	City of Kingston	265	31.2	21
2.	Queen's University	City of Kingston	199	17.9	21
3.	Lennox and Addington County General Hospital	Greater Napanee	98	21.6	21
4.	Kingston Health Sciences Centre / KHSC	City of Kingston	92	21.0	21
5.	City of Kingston	City of Kingston	77	24.2	21
6.	Providence Care	City of Kingston	70	27.8	21
7.	Canadian Forces Morale and Welfare Services - CFMWS	City of Kingston	42	11.3	9
8.	CANADIAN ROYALTIES INC.	City of Kingston	38	20.8	21
9.	Sienna Senior Living	City of Kingston	34	20.8	20
10.	The City of Kingston	City of Kingston	31	23.3	21
11.	St. Lawrence College	City of Kingston	31	18.5	21
12.	Sienna Senior Living Inc.	City of Kingston	31	21.9	21
13.	CFMWS	City of Kingston	29	20.6	21
14.	Lowe's	City of Kingston	27	20.9	21
15.	Paladin Security	City of Kingston	24	22.9	21
16.	Empire Life	City of Kingston	24	21.0	21
17.	Kijiji	City of Kingston	23	15.4	15
18.	Rona	City of Kingston	22	19.7	21
19.	County of Lennox and Addington	Greater Napanee	20	17.2	18
20.	THE EMPIRE LIFE INS. CO	City of Kingston	20	20.8	21
21.	VON Canada	City of Kingston	20	49.0	48
22.	ALSTOM Canada Inc.	City of Kingston	19	21.0	21
23.	Algonquin & Lakeshore Catholic District School Board	Greater Napanee	19	21.0	21
24.	Unilever	City of Kingston	18	21.0	21
25.	Cancoil Thermal Corporation	City of Kingston	18	21.7	21
26.	Pilot Company	Greater Napanee	18	21.1	21
27.	Lennox and Addington County General Hospital	City of Kingston	18	null	null
28.	Gibson Family Health Care	Town of Gananoque	17	25.0	25
29.	Staples Canada	City of Kingston	16	21.0	21
30.	Bayshore HealthCare	City of Kingston	16	20.4	20

## TOP HOURLY WAGES IN JOB POSTINGS

What are employers willing to pay to find the perfect candidate?

# of Minimum Wage Job Postings

179

	JOB TITLE	COMPANY	LOCATION	HOURLY WAGE
1.	Kiosk Field Technician	ChargeltSpot	City of Kingston	130
2.	Technology Architect	Jobgini	City of Kingston	110
3.	Nurse Practitioner	Melodia Homecare	City of Kingston	100
4.	Registered Nurse (rn)	Priority Healthcare	City of Kingston	85
5.	Registered Nurse	Staffy	City of Kingston	80
6.	Industrial Electrician	AFIMAC Canada	City of Kingston	75
7.	Mri Technologist	Universal Health Group	City of Kingston	70
8.	Laboratory Technologist	Priority Healthcare	City of Kingston	70
9.	Pharmacy Manager	RPI Consulting Group	City of Kingston	70
10.	Dental Hygienist	Yonge Finch Dental	City of Kingston	70
11.	Registered Nurse - ICU	CARECOR HEALTH SERVICES LTD.	City of Kingston	69
12.	Registered Nurse - Icu	Carecor Health Services	City of Kingston	69
13.	Relief Pharmacist	RPI Consulting Group	City of Kingston	68
14.	Pharmacist Needed For Travel	RPI Consulting Group	City of Kingston	65

1 - 100 / 1641 < >

## TOP SALARIES IN JOB POSTINGS

What are employers willing to pay to find the perfect candidate?

	JOB TITLE	COMPANY	LOCATION	ANNUAL SALARY
1.	Associate Dentist	Rideau Town Dental Care	Town of Gananoque	350,000
2.	Associate Dentist	Got Smile Dental Centre	Greater Napanee	321,937
3.	Dentist	Dentalcorp Canada	City of Kingston	307,404
4.	Realtor®	The Krishan Nathan Group	City of Kingston	250,000
5.	REALTOR®	The Krishan Nathan Group	City of Kingston	250,000
6.	Veterinary Surgeon	Lloyd & Cowan Veterinary Recruitment	City of Kingston	200,000
7.	Veterinarian	Lloyd & Cowan Veterinary Recruitment	City of Kingston	200,000
8.	Associate Dentist	LightHouse Dental	City of Kingston	172,025
9.	Director, IT Systems Development and Maintenance	St. Lawrence College	City of Kingston	156,795
10.	Regional Lumeo Operations Director - Lumeo Program	Kingston Health Sciences Centre	City of Kingston	154,664
11.	Regional Lumeo Operations Director - Lumeo Program	Kingston Health Sciences Centre	City of Kingston	154,664

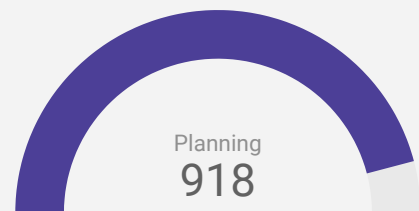
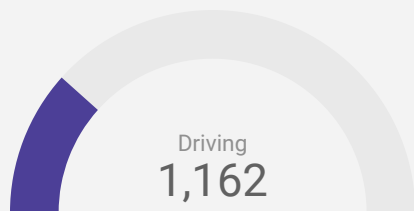
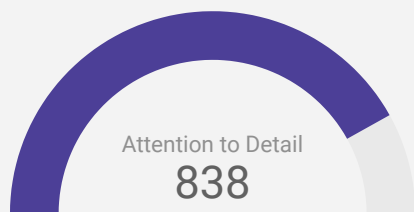
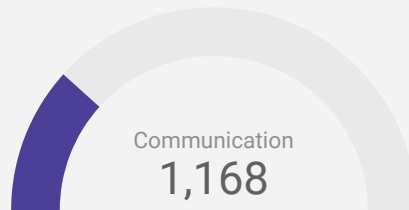
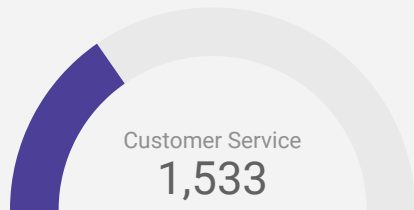
1 - 100 / 1992 < >

## TOP IN-DEMAND SKILLS

How many times were these skills found in job postings?

ACTIVE JOB POSTINGS THIS MONTH

5,743



## KEY JOB REQUIREMENTS

How often are these requirements desired in job postings?

ACTIVE JOB POSTINGS THIS MONTH

5,743



Driver's License  
129



First Aid  
384



Regular Access to a Vehicle  
307



Criminal Record Check  
602



Microsoft Office  
413



Food Safety  
142

## JOB POSTINGS BY SKILL LEVEL, FREQUENCY, & DURATION

What jobs are in-demand and/or hard to fill?

	4 DIGIT NOC	4 DIGIT NOC NAME	SKILL LEVEL	POSTING COUNT	AVG POSTING LENGTH IN DAYS	MEDIAN POSTING LENGTH IN DAYS
1.	6421	Retail salespersons	NOC Skill Level C	359	20.0	21
2.	3233	Licensed practical nurses	NOC Skill Level B	155	30.8	21
3.	6322	Cooks	NOC Skill Level B	141	36.0	21
4.	4412	Home support workers / housekeepers and related occupations	NOC Skill Level C	139	29.2	21
5.	0621	Retail and wholesale trade managers	NOC Skill Level A	105	20.3	21
6.	3012	Registered nurses and registered psychiatric nurses	NOC Skill Level A	104	31.6	21
7.	6552	Other customer and information services representatives	NOC Skill Level C	103	22.2	21
8.	1241	Administrative assistants	NOC Skill Level B	96	23.0	21
9.	6731	Light duty cleaners	NOC Skill Level D	87	21.0	21
10.	6711	Food counter attendants / kitchen helpers and related support occupations	NOC Skill Level D	82	20.2	21
11.	6311	Food service supervisors	NOC Skill Level B	82	61.6	21
12.	7511	Transport truck drivers	NOC Skill Level C	78	23.5	21
13.	7611	Construction trades helpers and labourers	NOC Skill Level D	67	28.0	21
14.	6541	Security guards and related security service occupations	NOC Skill Level C	66	20.3	21
15.	7514	Delivery and courier service drivers	NOC Skill Level C	64	21.2	21
16.	6611	Cashiers	NOC Skill Level D	59	21.2	21
17.	7452	Material handlers	NOC Skill Level C	58	19.4	21
18.	7271	Carpenters	NOC Skill Level B	57	20.0	21
19.	6513	Food and beverage servers	NOC Skill Level C	56	26.3	21
20.	5254	Program leaders and instructors in recreation / sport and fitness	NOC Skill Level B	50	22.2	21
21.	6733	Janitors / caretakers and building superintendents	NOC Skill Level D	49	19.4	21
22.	6211	Retail sales supervisors	NOC Skill Level B	48	41.9	21
23.	6512	Bartenders	NOC Skill Level C	48	17.7	21
24.	4212	Social and community service workers	NOC Skill Level B	47	20.0	21
25.	2171	Information systems analysts and consultants	NOC Skill Level A	46	24.0	21
26.	0631	Restaurant and food service managers	NOC Skill Level A	46	35.2	21
27.	8612	Landscaping and grounds maintenance labourers	NOC Skill Level D	46	21.0	21
28.	7321	Automotive service technicians / truck and bus mechanics and mechanical repairers	NOC Skill Level B	45	21.7	21
29.	1414	Receptionists	NOC Skill Level C	40	21.2	21

## JOB POSTINGS BY 3-DIGIT NATIONAL OCCUPATION CLASSIFICATION

What jobs are hard to fill and/or in-demand?

	3 DIGIT NOC	3 DIGIT NOC NAME	SKILL LEVEL	POSTING COUNT	AVG POSTING LENGTH IN DAYS	MEDIAN POSTING LENGTH IN DAYS
1.	642	Retail salespersons	NOC Skill Level C	359	20.0	21
2.	323	Other technical occupations in health care	NOC Skill Level B	177	29.7	21
3.	632	Chefs and cooks	NOC Skill Level B	167	33.6	21
4.	751	Motor vehicle and transit drivers	NOC Skill Level C	167	23.0	21
5.	673	Cleaners	NOC Skill Level D	163	20.3	21
6.	441	Home care providers and educational support occupations	NOC Skill Level C	149	28.8	21
7.	124	Office administrative assistants - general, legal and medical	NOC Skill Level B	124	21.7	21
8.	651	Occupations in food and beverage service	NOC Skill Level C	116	21.9	21
9.	301	Professional occupations in nursing	NOC Skill Level A	113	31.2	21
10.	655	Customer and information services representatives	NOC Skill Level C	112	22.2	21
11.	421	Paraprofessional occupations in legal, social, community and education services	NOC Skill Level B	107	20.8	21
12.	062	Retail and wholesale trade managers	NOC Skill Level A	105	20.3	21
13.	631	Service supervisors	NOC Skill Level B	97	60.9	21
14.	321	Medical technologists and technicians (except dental health)	NOC Skill Level B	90	21.1	21
15.	111	Auditors, accountants and investment professionals	NOC Skill Level A	87	20.2	21
16.	671	Food counter attendants, kitchen helpers and related support occupations	NOC Skill Level D	82	20.2	21
17.	122	Administrative and regulatory occupations	NOC Skill Level B	78	22.5	21
18.	217	Computer and information systems professionals	NOC Skill Level A	75	22.4	21
19.	141	General office workers	NOC Skill Level C	74	20.8	21
20.	761	Trades helpers and labourers	NOC Skill Level D	73	28.0	21
21.	314	Therapy and assessment professionals	NOC Skill Level A	69	23.8	21
22.	654	Security guards and related security service occupations	NOC Skill Level C	66	20.3	21
23.	662	Other sales support and related occupations	NOC Skill Level D	63	17.9	21
24.	525	Athletes, coaches, referees and related occupations	NOC Skill Level B	61	21.9	21
25.	415	Social and community service professionals	NOC Skill Level A	61	24.2	21
26.	727	Carpenters and cabinetmakers	NOC Skill Level B	60	21.2	21
27.	661	Cashiers	NOC Skill Level D	59	21.2	21
28.	745	Longshore workers and material handlers	NOC Skill Level C	58	19.4	21
29.	071	Managers in customer and personal services, n.e.c.	NOC Skill Level A	56	20.4	21
30.	668	Other sales and related occupations	NOC Skill Level D	55	22.1	21



## JOB POSTINGS BY 2-DIGIT NATIONAL OCCUPATION CLASSIFICATION

What jobs are hard to fill and/or in-demand?

	2 DIGIT NOC	2 DIGIT NOC NAME	SKILL LEVEL	POSTING COUNT	AVG POSTING LENGTH IN DAYS	MEDIAN POSTING LENGTH IN DAYS
1.	64	Sales representatives and salespersons - wholesale and retail trade	NOC Skill Level C	372	20.1	21
2.	65	Service representatives and other customer and personal services occupations	NOC Skill Level C	339	22.6	21
3.	63	Service supervisors and specialized service occupations	NOC Skill Level B	294	37.7	21
4.	32	Technical occupations in health	NOC Skill Level B	287	27.1	21
5.	67	Service support and other service occupations, n.e.c.	NOC Skill Level D	271	20.2	21
6.	12	Administrative and financial supervisors and administrative occupations	NOC Skill Level B	231	22.6	21
7.	75	Transport and heavy equipment operation and related maintenance occupations	NOC Skill Level C	204	21.6	21
8.	72	Industrial, electrical and construction trades	NOC Skill Level B	200	23.3	21
9.	06	Middle management occupations in retail and wholesale trade and customer services	NOC Skill Level A	170	25.5	21
10.	31	Professional occupations in health (except nursing)	NOC Skill Level A	156	25.1	21
11.	44	Care providers and educational, legal and public protection support occupations	NOC Skill Level C	155	28.5	21
12.	21	Professional occupations in natural and applied sciences	NOC Skill Level A	137	21.0	21
13.	14	Office support occupations	NOC Skill Level C	132	19.7	21
14.	66	Sales support occupations	NOC Skill Level D	122	19.4	21
15.	11	Professional occupations in business and finance	NOC Skill Level A	120	19.4	21
16.	22	Technical occupations related to natural and applied sciences	NOC Skill Level B	115	22.3	21
17.	30	Professional occupations in nursing	NOC Skill Level A	113	31.2	21
18.	42	Paraprofessional occupations in legal, social, community and education services	NOC Skill Level B	107	20.8	21
19.	62	Retail sales supervisors and specialized sales occupations	NOC Skill Level B	102	31.5	21
20.	41	Professional occupations in law and social, community and government services	NOC Skill Level A	102	22.8	21
21.	73	Maintenance and equipment operation trades	NOC Skill Level B	90	21.9	21
22.	74	Other installers, repairers and servicers and material handlers	NOC Skill Level C	81	21.0	21
23.	76	Trades helpers, construction labourers and related occupations	NOC Skill Level D	78	27.8	21
24.	52	Technical occupations in art, culture, recreation and sport	NOC Skill Level B	78	20.7	21
25.	01	Senior managers - construction, transportation, production and utilities	NOC Skill Level A	66	22.9	21
26.	07	Managers in customer and personal services, n.e.c.	NOC Skill Level A	59	20.7	21
27.	86	Harvesting, landscaping and natural resources labourers	NOC Skill Level D	48	20.5	21

## MULTILINGUAL JOB POSTINGS BY THE NUMBERS

ACTIVE POSTINGS	NEW POSTINGS	COMPANIES	JOB LANGUAGES
899	0	439	8

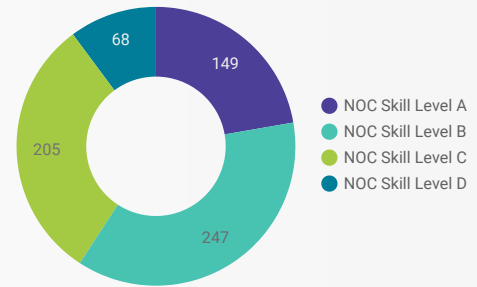
## # OF DAYS POSTED

AVERAGE	MEDIAN
22.6	21

## MULTILINGUAL JOB POSTINGS BY SKILL LEVEL

What language skills are employers looking for by occupational skill level?

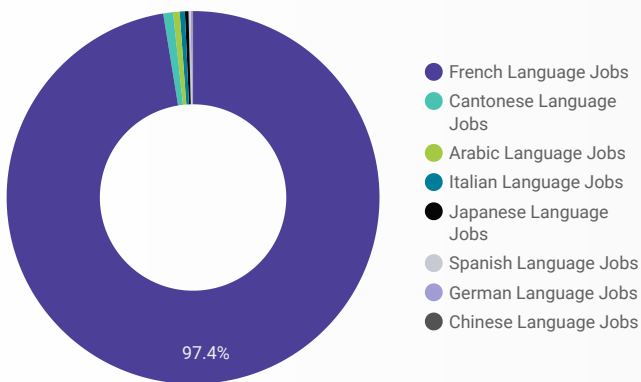
- 149 Skill Level A - Management/ Professional Occupations usually requiring University
- 247 Skill Level B - Usually college education or apprenticeship training
- 205 Skill Level C - Usually secondary education or occupation-specific training
- 68 Skill Level D - Usually on-the-job training



JOB LANGUAGE	NOC Skill Level A	NOC Skill Level B	NOC Skill Level C	NOC Skill Level D
French Language Jobs	140	240	198	67
Arabic Language Jobs	6		2	
Cantonese Language Jobs	1		4	
Italian Language Jobs		4		
Japanese Language Jobs	2	1		
German Language Jobs			1	1
Chinese Language Jobs		1		

## LANGUAGE SKILLS BREAKDOWN

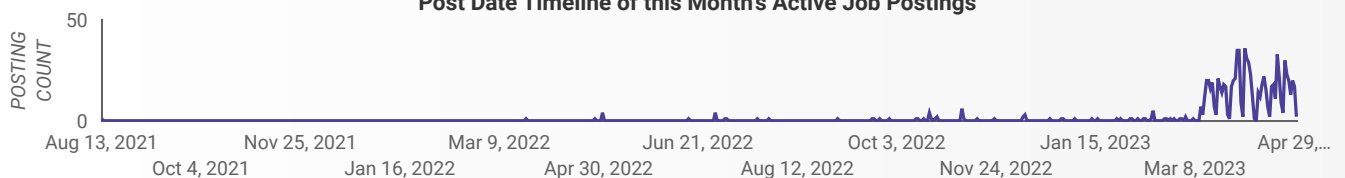
Which kinds of language skills do employers seek?



JOB LANGUAGES	POSTING COUNT
1. French Language Jobs	873
2. Arabic Language Jobs	9
3. Cantonese Language Jobs	5
4. Italian Language Jobs	4
5. Japanese Language Jobs	3
6. German Language Jobs	2
7. Chinese Language Jobs	2

1 - 8 / 8

## Post Date Timeline of this Month's Active Job Postings



## LANGUAGE SKILLS BEING RECRUITED BY JOB CATEGORY

What language skills are sought by 1-Digit NOC?

BROAD OCCUPATIONAL CATEGORY	French La...	Arabic La...	Cantones...	Italian La...	Japanese...	German L...	Grand total
Sales and service occupations	168		4	4	1	2	180
Trades, transport and equipment operators ...	112						112
Occupations in education, law and social, c...	101						101
Business, finance and administration occup...	81	2					83
Health occupations	82						82
Management occupations	33	3	1		2		39
Natural and applied sciences and related o...	26						27
Occupations in art, culture, recreation and s...	22	3					25
Natural resources, agriculture and related p...	11						11
Occupations in manufacturing and utilities	9						9
<b>Grand total</b>	<b>645</b>	<b>8</b>	<b>5</b>	<b>4</b>	<b>3</b>	<b>2</b>	<b>669</b>

## MULTILINGUAL JOB POSTINGS BY COMMUNITY

What language skills are sought by community?

	COMMUNITY	JOB LANGUAGES ▾	AVG POSTING LENGTH IN DAYS	MEDIAN POSTING LENGTH IN DAYS
1.	City of Kingston	744	22.8	21
2.	Greater Napanee	54	19.5	21
3.	Town of Gananoque	35	20.0	21
4.	Loyalist Township	21	19.3	21
5.	Township of Leeds and the Thousand Islands	16	21.0	21
6.	Township of South Frontenac	14	19.6	21
7.	Township of Rideau Lakes	8	20.8	21
8.	Township of Central Frontenac	4	95.0	95
9.	Township of Front of Yonge	2	27.0	27
10.	Town of Westport	1		
	<b>Grand total</b>	<b>899</b>	<b>22.6</b>	<b>21</b>

## LANGUAGE DEMAND BY JOB

What language skills are sought by 4-Digit NOC?

4 DIGIT NOC NAME	POSTINGS
1. Retail salespersons	31
2. Home support workers / housekeepers and r...	29
3. Cooks	26
4. Administrative assistants	22
5. Other customer and information services rep...	20
6. Licensed practical nurses	18
7. Material handlers	15
8. Program leaders and instructors in recreatio...	15
9. Registered nurses and registered psychiatric ...	15
10. Light duty cleaners	15
11. Food and beverage servers	13
12. Construction trades helpers and labourers	12
13. Occupational therapists	11
14. Janitors / caretakers and building superinten...	10
15. Social and community service workers	10
16. Food counter attendants / kitchen helpers an...	10
17. Restaurant and food service managers	9
18. Retail and wholesale trade managers	9
19. Carpenters	9
20. Other instructors	8
21. Instructors of persons with disabilities	8
22. Security guards and related security service ...	8
23. Accounting and related clerks	7
24. Delivery and courier service drivers	7
25. Receptionists	7
26. Family / marriage and other related counsell...	7
27. Transport truck drivers	7
28. Early childhood educators and assistants	6
29. Automotive service technicians / truck and b...	6
30. Administrative officers	6
31. Dental hygienists and dental therapists	6
32. Chefs	6

1 - 100 / 172 < >

## MULTILINGUAL HIRING EMPLOYERS

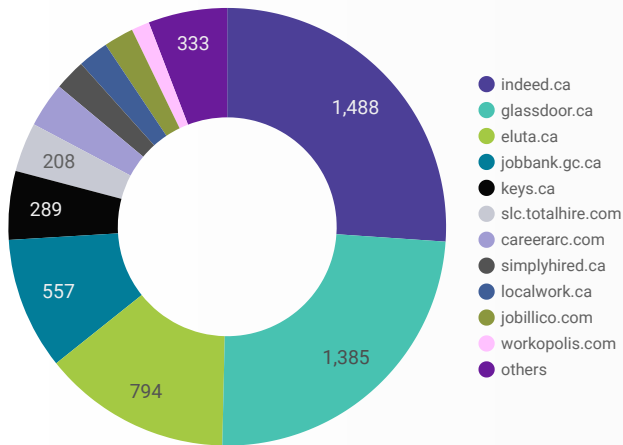
Which employers are seeking multilingual candidates?

COMPANY	POSTINGS
1. CANADIAN ROYALTIES INC.	38
2. Kingston Health Sciences Centre	21
3. Kingston Community Health Centres	14
4. VON Canada	13
5. CECCE	11
6. Empire Life	11
7. County of Lennox and Addington	9
8. Victoria Order of Nurses	9
9. Addiction & Mental Health Services - KFLA	9
10. KINKA FAMILY	9
11. Kingston Community Health Centres / KCHC	8
12. Conseil des ecoles catholiques du Centre-Est	8
13. THE EMPIRE LIFE INS. CO	8
14. Expert Staffing Solutions	7
15. Victorian Order of Nurses / VON	7
16. Addiction & Mental Health Services KFLA / AMHS-KFLA	7
17. Queen's University	7
18. VON Canada (Ontario)	7
19. The Ivy Restaurant	6
20. Paulette Auto Sales Ltd.	6
21. Frontenac Outfitters	6
22. CBI Health	6
23. National Defence	6
24. ALSTOM Canada Inc.	6
25. Cancoil Thermal Corporation	6
26. The Aqua Life Swim Academy	5
27. Helen Henderson Care Centre	5
28. The Quality Inn & Conference Centre/Comfort Inn & Suites Kingston Central	5
29. Conseil des Écoles catholiques du Centre-Est / CECCE	5
30. KEYS Employment & Newcomer Services	5

1 - 50 / 440 < >

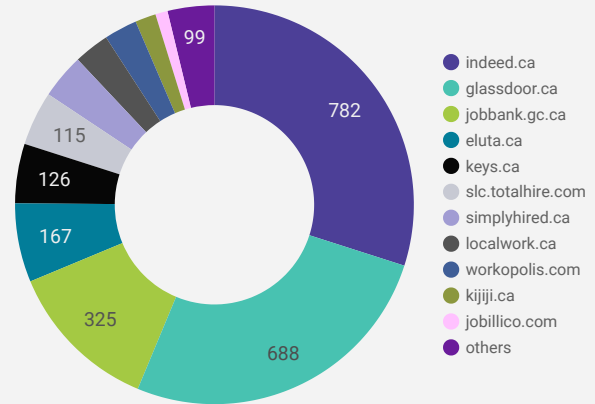
## JOB POSTINGS BY JOB BOARD

What share of unique job postings appear on each job board?



## COMPANIES BY JOB BOARD

What share of unique job postings appear on each job board?



## JOB POSTING DETAILS BY JOB BOARD

How does job posting activity differ by job board?

	JOB BOARD	POSTING COUNT	AVG POSTING LENGTH IN DAYS	MEDIAN POSTING LENGTH IN DAYS	# OF COMPANIES
1.	indeed.ca	1,488	20.2	21	782
2.	glassdoor.ca	1,385	20.9	21	688
3.	eluta.ca	794	21.0	21	167
4.	jobbank.gc.ca	557	40.3	29	325
5.	keys.ca	289	22.1	18	126
6.	slc.totalhire.com	208	43.0	30	115
7.	careerarc.com	189	40.7	26	5
8.	simplyhired.ca	131	20.4	21	95
9.	localwork.ca	129	4.7	1	75
10.	jobillico.com	126	20.7	15	26
11.	workopolis.com	76			70
12.	rncareers.ca	73	50.3	24	12
13.	kijiji.ca	71	15.4	15	44
14.	gojobs.gov.on.ca	28	48.6	19	7
15.	careeredge.on.ca	25	26.6	18	14
16.	network.applytoeducation.com	24	11.8	9	4
17.	emploisfp-psjobs.cfp-psc.gc.ca	23	28.0	28	8